



Hi-Finity

Your dream come true...



Ultimate design freedom.

Available in a wide variety of configurations with open or glass corners, large and connected glass panels, motorised sashes, pockets and alternative threshold solutions, Hi-Finity can wrap itself around any building. And for the most challenging requests you can rely on our project department to design and deliver a bespoke solution, tailored to your needs.

Ultimate luxury.

Designed to be invisible when you want it to be, but a closer look will reveal the high attention to detail. The excellent performances allow the system to be implemented equally comfortable in a residential suburban home as in a high-rise hotel near the seaside.

Ultimate solution.

All of this, in combination with the high energy performance and the minimalistic look, makes this product the go-to solution for low-energy contemporary architecture.



EXPERTISE

Hi-Finity's field of application is very broad, from residential homes to large high-rise towers. Years of experience in the field have increased our project knowhow and resulted in significant upgrades to the system, improving the experience for everyone involved, from architect to home owner.

INFINITE VIEWS

By integrating the aluminium profiles into the walls, the glass surfaces are extending from floor to ceiling, creating the ultimate minimalistic appearance, giving you a view without boundaries. The Floor Finish solution lets the threshold disappear below the flooring.

HI-END PERFORMANCES

Hi-Finity is not only an elegant architectural product. It has the performances to back up the ambitions of being a full-fledged sliding system, capable of being used anywhere, even in challenging environments.

MAXIMUM COMFORT

Linking multiple sliders to each other and a domotics system is easy with our thoroughly tested plug-and-play motor design. It enables the use of large, heavy sashes, with guaranteed optimum convenience during use. These large glass areas maximise the incoming light through the facade, creating a comfortable and spacious feeling inside.




OPEN CORNER

A creative corner solution makes it possible to open up spaces without any fixed corner element. When the sliding door is open, the corner is entirely free, offering a unique solution for application in places where access to the exterior adds particular value, expanding the living area, e.g. residential homes, penthouses, holiday homes and hotels.



WALL

On top of all the other available design choices, multiple standard glass panels can be linked together with 35mm slim vertical profiles. This feature turns the Hi-Finity system into a glass facade with sliding features, rather than a standalone sliding system.



PROFILE FINISH



FLOOR FINISH

ZERO THRESHOLD






Hi-Finity is always a zero threshold solution, but we also offer 2 alternatives:

PROFILE FINISH, lets you cover the track area, so the floor level remains the same everywhere, which is especially useful with multitrack solutions. **FLOOR FINISH**, lets you completely erase the system boundaries, by continuing the flooring on top of the system. When the door is opened, the bottom profile 'disappears'.

TECHNICAL CHARACTERISTICS

| Variants | | DOUBLE GLAZING | TRIPLE GLAZING |
|------------------------|-------------------------|---|--|
| Height | Build-in frame | 68 mm / 100 mm | |
| Visible width / height | Vent | 8 mm / 10 mm | |
| | Meeting section | 35 mm | |
| | Meeting section 4 doors | 67 mm / 69 mm | |
| | Wall | 35 mm | |
| Overall system depth | Frame | Duo Rail : 148 mm 3-Rail : 236.5 mm | Duo Rail : 180 mm 3-Rail : 284.5 mm |
| | Vent | 44 mm | 60 mm |
| Maximal element height | | 4000 mm | |
| Maximal weight | Manual vent | 300 kg | |
| | Motorized vent | 750 kg | |
| | Fixed glass pane | 1200 kg | |
| Glass thickness | | 36.5-38.5 mm | 52.5-54.5 mm |
| Glazing method | | Structural glazing (sliding) + Standard glazing (fixed) | |
| Thermal insulation | | 52 mm fibreglass reinforced polyamide strips | |

PERFORMANCES

| ENERGY | | | | | | | | | | | | |
|---|---|---|---------------|----------------|----------------|---------------------|----------------|----------------|----------------|----------------|------------------|--------------------|
|  | Thermal Insulation ⁽¹⁾ EN ISO 10077-2 | Uf-value down to 1.4 W/m ² K, depending on the frame/vent combination. | | | | | | | | | | |
| COMFORT | | | | | | | | | | | | |
|  | Air tightness, max. test pressure ⁽²⁾ EN 1026; EN 12207 | 1 (150 Pa) | | 2 (300 Pa) | | | 3 (600 Pa) | | 4 (600 Pa) | | | |
|  | Water tightness ⁽³⁾ EN 1027; EN 12208 | 1A (0 Pa) | 2A (50 Pa) | 3A (100 Pa) | 4A (150 Pa) | 5A (200 Pa) | 6A (250 Pa) | 7A (300 Pa) | 8A (450 Pa) | 9A (600 Pa) | E750 (900 Pa) | |
|  | Wind load resistance, max. test pressure ⁽⁴⁾ EN 12211; EN 12210 | 1 (400 Pa) | | 2 (800 Pa) | | 3 (1200 Pa) | | 4 (1600 Pa) | | 5 (2000 Pa) | | Exxx (>2000 Pa) |
| | Wind load resistance to frontal deflection EN 12211; EN 12210 | A (≤1/150) | | | | B (≤1/200) | | | C (≤1/300) | | | |
| SAFETY | | | | | | | | | | | | |
|  | Burglar resistance ⁽⁵⁾ EN 1628-EN 1630; EN 1627 | RC 1 | | | | RC 2 ⁽⁶⁾ | | | | RC 3 | | |

This table shows classes and values of performances, which can be achieved for specific configurations and opening types.

(1) The Uf-value measures the heat flow. The lower the Uf-value, the better the thermal insulation of the frame.

(2) The air tightness test measures the volume of air that would pass through a closed window at a certain air pressure.

(3) The water tightness testing involves applying a uniform water spray at increasing air pressure until water penetrates the window.

(4) The wind load resistance is a measure of the profile's structural strength, tested by applying increasing levels of air pressure to simulate the wind force.

(5) The burglar resistance is tested by static and dynamic loads, as well as by simulated attempts to break in using specified tools.

(6) Only for motorized.



REYNAERS
aluminium

TOGETHER FOR BETTER



REYNAERS ALUMINIUM NV/SA • www.reynaers.com • info@reynaers.com

06/2020 - OH0.28C2.00 - Publisher Responsible at Law: Reynaers Aluminium, Oude Liersebaan 266, B-2570 Duffel