



**W4900**

**Tilt & Turn Thermal Insulating System**

Innovative concept with a passive house certification.



## System Identity

The ALUMINCO W4900 aluminium window system has been certified by the Passive House Institute (PHI) in order to meet the high requirements of passive houses.

It incorporates all the well-known benefits of aluminium windows such as stability and high structural requirements with a superior level of thermal insulation value of  $U_w=0.78 \text{ W/m}^2\text{K}$  and the greatest possible degree of architectural design freedom.

## Features & Benefits

- Unique thermal insulation for aluminium windows in accordance with the passive house certification standard.
- Innovative insulation system thanks to 54 mm polyamides offering  $U_f$  value =  $0.76 \text{ W/m}^2\text{K}$  with 102 mm face width.
- Increased sound reduction
- Multi-chamber central gasket that ensures optimum impermeability preventing energy loss.
- Superior safety due to the multiple perimetric locking
- Vast selection of profiles in straight and curved cross sections.
- For all typologies of casements and patio doors.

## Configurations

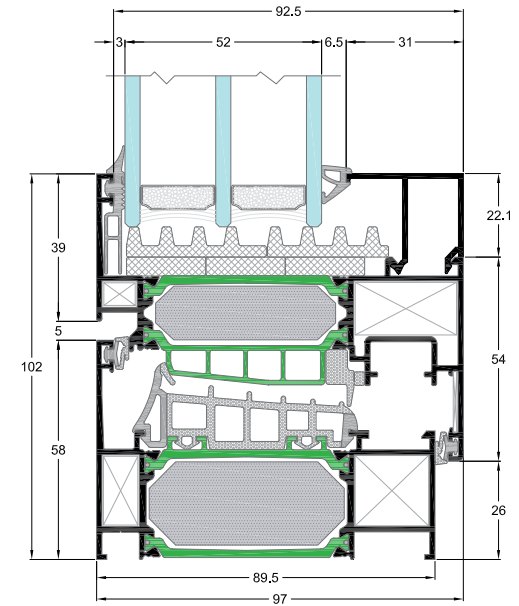
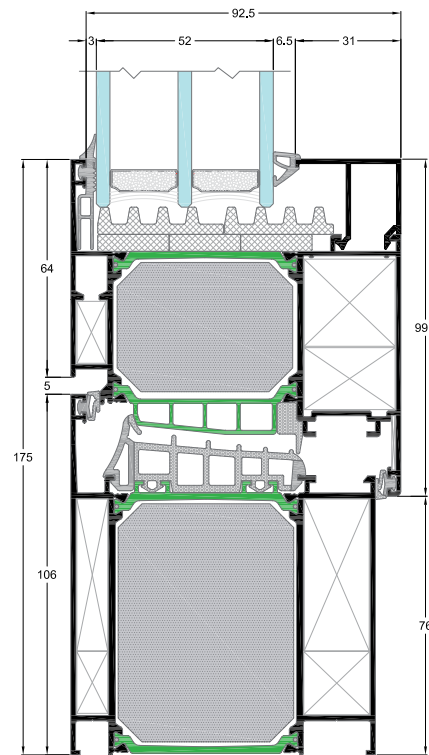
### Casement windows

1Leaf - 2Leaf - 3Leaf - 4Leaf

### Casement-awning windows

1Leaf - 2Leaf

### Fixed-picture windows



### HARDWARE

CAMERA	CE	ALU 16
--------	----	--------

### INSULATION

POLYAMIDES mm	54	54
FOAM	■	■

### SYSTEM PROFILE DIMENSIONS

MIN. FRAME DEPTH mm	89.5	89.5
MIN. FACE HEIGHT mm	175	102
GLASS THICKNESS mm	46-81	46-81


### CONSTRUCTION DIMENSIONS

SASH WIDTH mm	365-1600	360-1490
SASH HEIGHT mm	360-2400*	450-2360*
MAX. SASH DIMENSIONS mm (WxH)	1600x2100 / 1300x2400	1490x2100 / 1300x2360
MAX. SASH WEIGHT Kg	130, 150*, 200**	130, 150*, 200**

### CERTIFICATES/PERFORMANCES

AIR PERMEABILITY	N/A	Class 3
WATER TIGHTNESS	N/A	Class 6A
RESISTANCE TO WIND LOAD	N/A	Class C4
SOUND REDUCTION $R_w$ (C;C <sub>tr</sub> ) ISO 10140-2	52 (-2;-4) dB	52 (-2;-4) dB
THERMAL INSULATION $U_f$ EN ISO 10077-2	0.76 $\text{W/m}^2\text{K}$	0.76 $\text{W/m}^2\text{K}$

\*Reinforced Tilt and Turn | \*\*Hinged with heavy duty hinges



### Rate of Insulation

# $U_w=0.78 \text{ W/m}^2\text{K}$

Thermal conductivity coefficient has been calculated for the construction: 1230x1480 with  $U_g=0.7 \text{ W/m}^2\text{K}$  Glass type: 48 mm=4+18+4+18+4